

# BRIGGS<sup>®</sup> FAUCETS

## BS1503/ BS1503BN

SINGLE HANDLE LAVATORY  
WASHERLESS STEM CARTRIDGE, LOW-LEAD WATERWAY

### FEATURES

- Available finishes and style allow this faucet to accommodate most lavatories
- Installation description is 4" centerset
- Flow is limited to 2.0 gpm max at 60 psi
- Single handle is easy to use and ADA compliant
- Washerless stem cartridge is beneficial in preventing drips
- One year limited warranty against defects in materials and manufacturing workmanship

### FINISHES



CHROME



BRUSHED  
NICKEL

### MAINTENANCE

Please read the following before installation and operation.

#### 1 Installation

Rinse the inlet pipe clean.  
Connect the appropriate water supplies:  
Hot water on the left side  
Cold water on the right side

#### 2 Technical Parameter

Water Pressure: 0.1 MPa - 0.86 MPa  
Water Temperature: 41-160° F

#### 3 Surface Maintenance


Remove as much surface dirt and film using clean water and cotton cloth.

Spray cleaners including mild liquid detergents, clear liquid glass cleaner, non-acidic and full dissolved powder cleaners or non-abrasive liquid polishers on a rag are acceptable to clean the faucet surface.


Once clean, rinse the faucet thoroughly with clean water to remove the cleaner then dry with soft cotton cloth.

### CODES

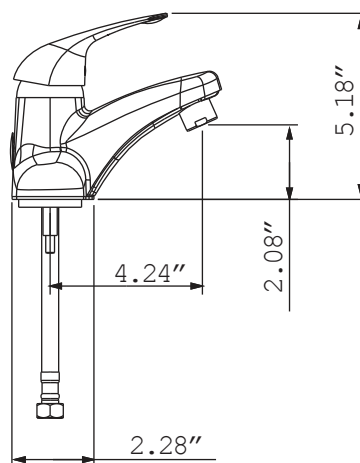
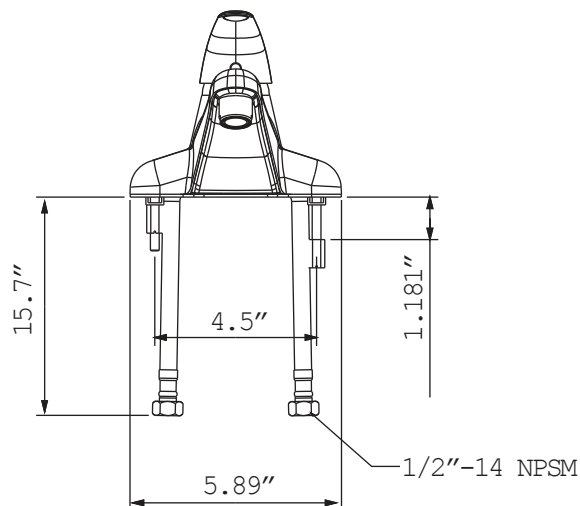
- Certified to ASME A112.18.1  
IAPMO  
cUPC



- Complies with Americans with Disabilities Act (ADA)



### SPECIFICATIONS



■ For reference only (unit = inch)  
Illustrations may not be to scale  
Dimensions are subject to change  
without notice