

BRIGGS[®] FAUCETS


B1601 / B1601S

SINGLE HANDLE KITCHEN
WASHERLESS STEM CARTRIDGE, LOW-LEAD WATERWAY

FEATURES

- Stainless steel finish complements popular kitchen appliances and other kitchen accessories
- Mounts in single hole or 3 hole installation
- One fluid motion allows the water volume to be set
- Flow is limited to 2.0 gpm max at 60 psi
- Single control handle gives easy control of water temperature
- Washerless stem cartridge is beneficial in preventing drips
- One year limited warranty against defects in materials and manufacturing workmanship

FINISHES



MAINTENANCE

Please read the following before installation and operation.

1 Installation

Rinse the inlet pipe clean.
Connect the appropriate water supplies:
Hot water on the left side
Cold water on the right side

2 Technical Parameter

Water Pressure: 0.1 MPa - 0.86 MPa
Water Temperature: 41-160° F

3 Surface Maintenance

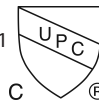
Remove as much surface dirt and film using clean water and cotton cloth.

Spray cleaners including mild liquid detergents, clear liquid glass cleaner, non-acidic and full dissolved powder cleaners or non-abrasive liquid polishers on a rag are acceptable to clean the faucet surface.


Once clean, rinse the faucet thoroughly with clean water to remove the cleaner then dry with soft cotton cloth.

CODES

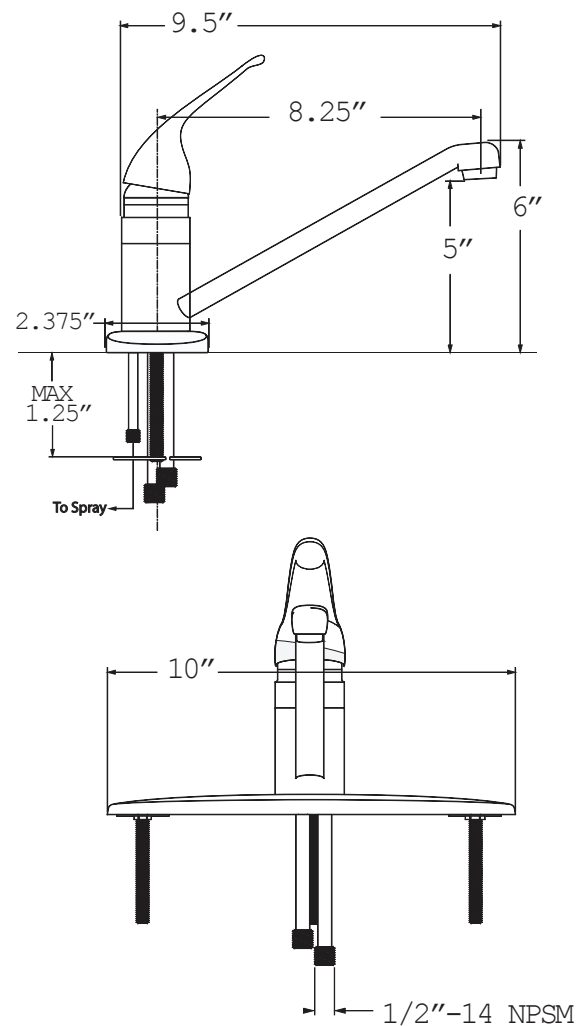
- Certified to ASME A112.18.1
IAPMO
cUPC



- Complies with Americans with Disabilities Act (ADA)



SPECIFICATIONS



■ For reference only (unit = inch)
Illustrations may not be to scale
Dimensions are subject to change
without notice